




Open all profiles.



Take-off the anti-reflex cover.




Place in the poster.



After placing the cover back on the poster, close the profiles.




Place the wire header holder on the top of A Board between its hinges.



The edges of the holder fit with the hinges.



PVC foam header slides & fits inside the wire header holder.



NOTE:

Wire header holder and PVC foam header are optional.

ATTENTION:

- Do not reach into the open corners of the snap frame.
- Open the profiles as centrally as possible with both hands and far away from the corners.
- **Caution!** The opened corners are sharp-edged.